

# PET Face Shield - FSP1713




AN EFFECTIVE AND ECONOMICAL SOLUTION FOR PROTECTION

## FEATURES

- Shields eyes and face from fluid, sprays and splashes
- Transparent shield with anti-fog
- For use with goggles or glasses
- Flexible headgear contours to forehead
- One-piece - Innovative Design - No assembly required
- Disposable
- Lightweight
- Non-sterile

## SPECS

- SKU: FSP1713
- Shield thickness: 15 mil/0.015 in
- Shield dimensions: 15" X 9"
- Shield material: PET
- Shipped 175 per box
- Manufactured in USA and Canada



Instructions on reverse

For more information contact

[ppeproducts@novolex.com](mailto:ppeproducts@novolex.com)

### PLEASE NOTE

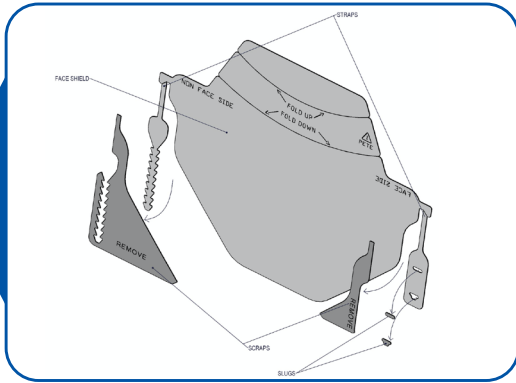
- This product has not been FDA cleared or approved.
- This product has been authorized by FDA under an Emergency Use Authorization for use by healthcare providers as personal protective equipment.
- This product is only authorized for the duration of the declaration that circumstances justifying the authorization of emergency use under Section 564(b)(1) of the Act, 21 USC 360bbb-3(b)(1) unless the authorization is terminated or revoked sooner.

### CAUTION

- This product is not intended for use in presence of high intensity light source or flammable gas.
- This product is not sterilized.
- Use of this face shield alone will not prevent infection from microbes or viruses.

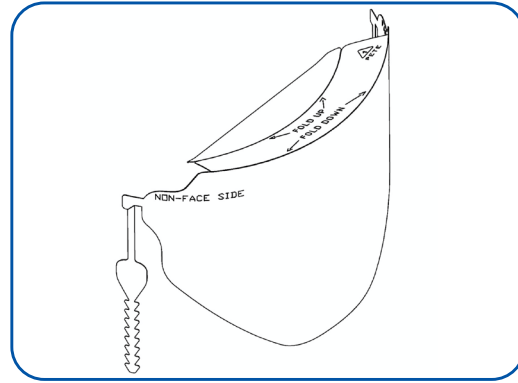
# PET Face Shield Assembly Instructions

**Step 1**



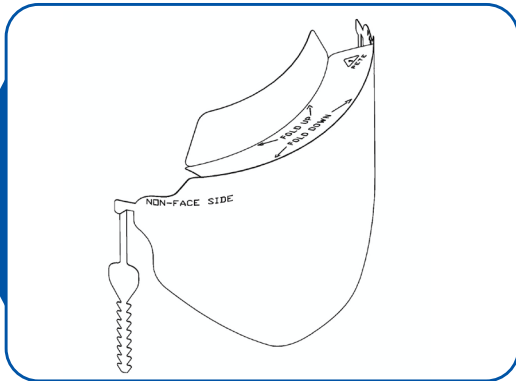
Remove scrap pieces and slugs from the strap

**Step 2**



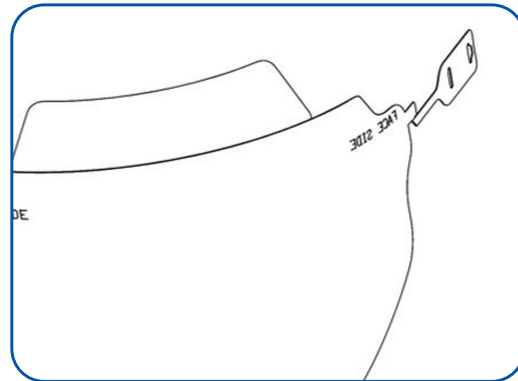
Fold down at front arc

**Step 3**



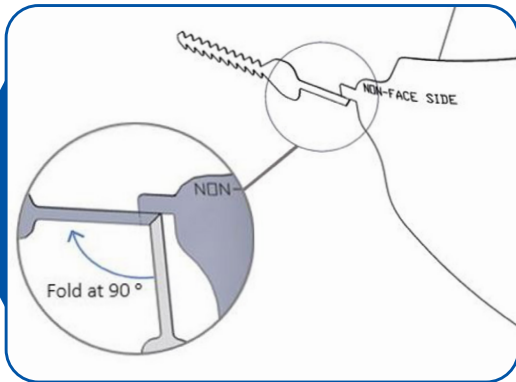
Fold up at second arc

**Step 4**



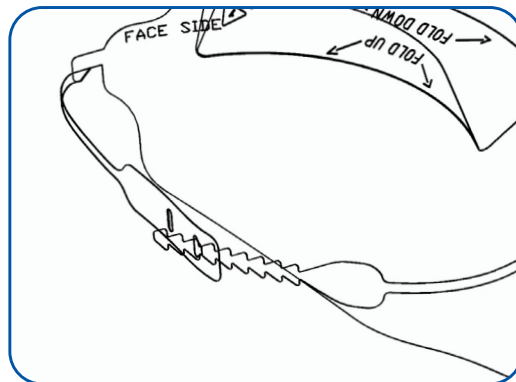
Fold the straps

**Step 4**



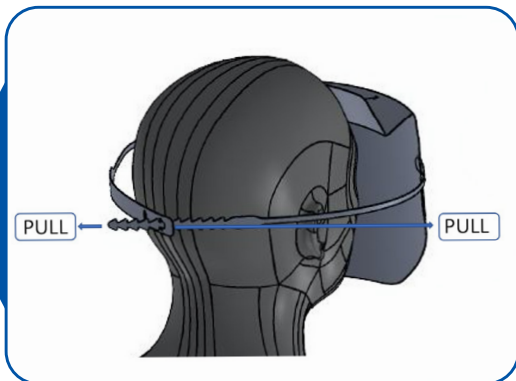
Fold at 90° degrees

**Step 5**

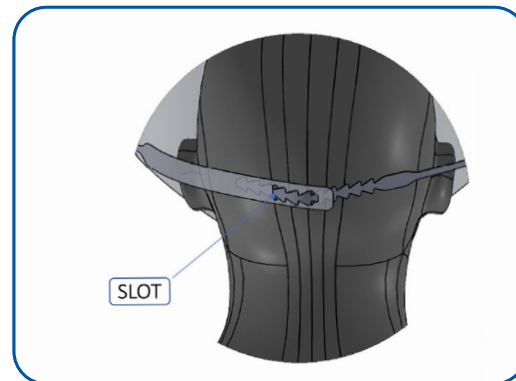


Insert a few teeth into the slot

**Step 6**



Pull the straps to lock



Insert excess strap into slot

